

**WARNING**

- Before starting the wiring, joint the earth wire to the fixing bracket.
- Always unplug the appliance from the power socket before beginning installation or any sort of maintenance work.
- Use a qualified electrician for installation of this lighting fixture.
- Installation of this fixture must comply with local building codes.
- A fixture weighing more than 50lb must be mounted or supported independently of an outlet box.

**INSTRUCTIONS**

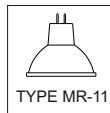
- Avant d'effectuer le câblage, relier le conducteur de terre à l'élément de fixation.
- Avant de procéder à l'installation de l'appareil, ainsi qu'avant toute opération d'entretien, il est nécessaire de couper le courant au disjoncteur.
- Employer un électricien qualifié pour l'installation de ce luminaire.
- L'installation de ce montage doit être conforme à codes du bâtiment locaux.
- Un montage pesant plus que 50lb doit être monté ou soutenu indépendamment d'une boîte de sortie.

**ADVERTENCIAS**

- Antes de realizar el cableo, acople el conductor de puesta a tierra a la brida de sujeción.
- Antes de proceder a la instalación del aparato y en cualquier caso antes de efectuar cualquier operación de mantenimiento, corte la tensión de red.
- Usar un electricista calificado para la instalación de esta luminaria.
- La instalación de este accesorio debe conformarse con códigos técnicos de la edificación locales.
- Un accesorio que pesa más que 50lb se debe montar o apoyar independientemente de una caja de enchufe.

**TECHNICAL DATA  
DONNES TECHNIQUES**

1 X 35W  
GU4 TYPE MR11 12V

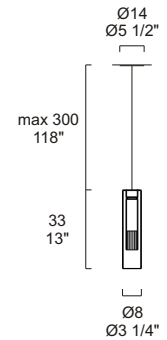
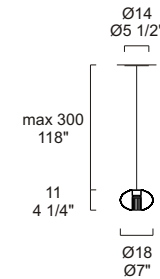
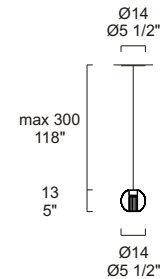


**LOCATION**



# LEUCOS

**FAIRY S/S  
FAIRY S/C  
FAIRY S/G**  
PENDANT-SUSPENSION



**FAIRY S/S**  
0703281503465 Crystal/Bronze  
0703281163465 Crystal/Brushed Nickel  
0703281363465 Crystal/Matte White  
0703281013465 Crystal/Polished Chrome

**FAIRY S/G**  
0703283503465 Crystal/Bronze  
0703283163465 Crystal/Brushed Nickel  
0703283363465 Crystal/Matte White  
0703283013465 Crystal/Polished Chrome

**FAIRY S/C**  
0703279503465 Crystal/Bronze  
0703279163465 Crystal/Brushed Nickel  
0703279363465 Crystal/Matte White  
0703279013465 Crystal/Polished Chrome


DESIGN R.TOSO, N.MASSARI, & ASSOCIATES WITH G.TOSO

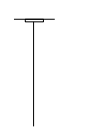

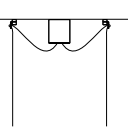
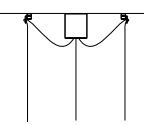
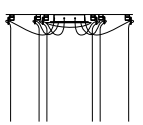
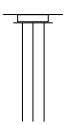
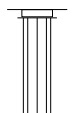
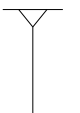
**LEUCOS**

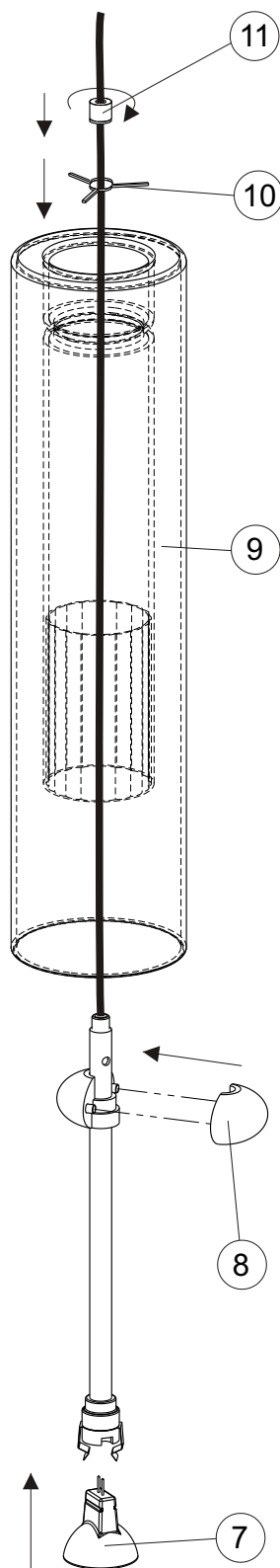
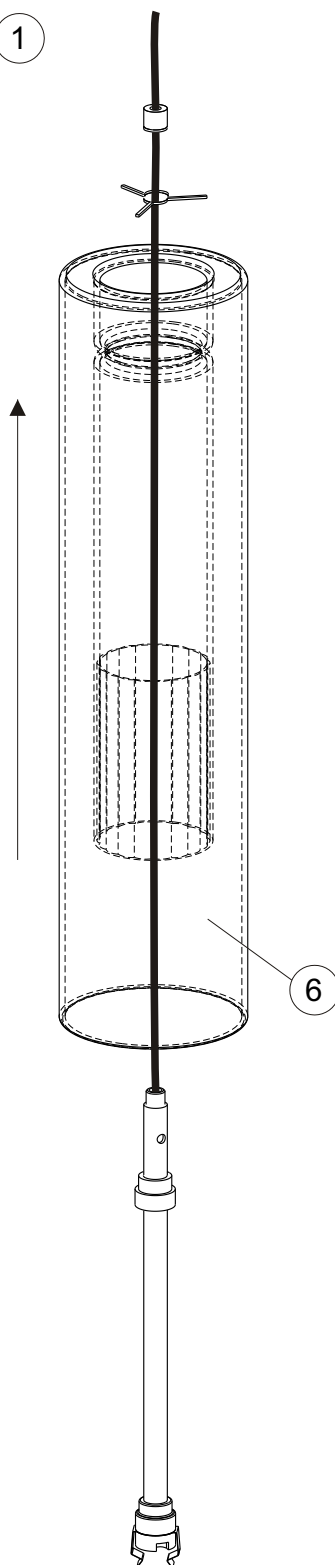
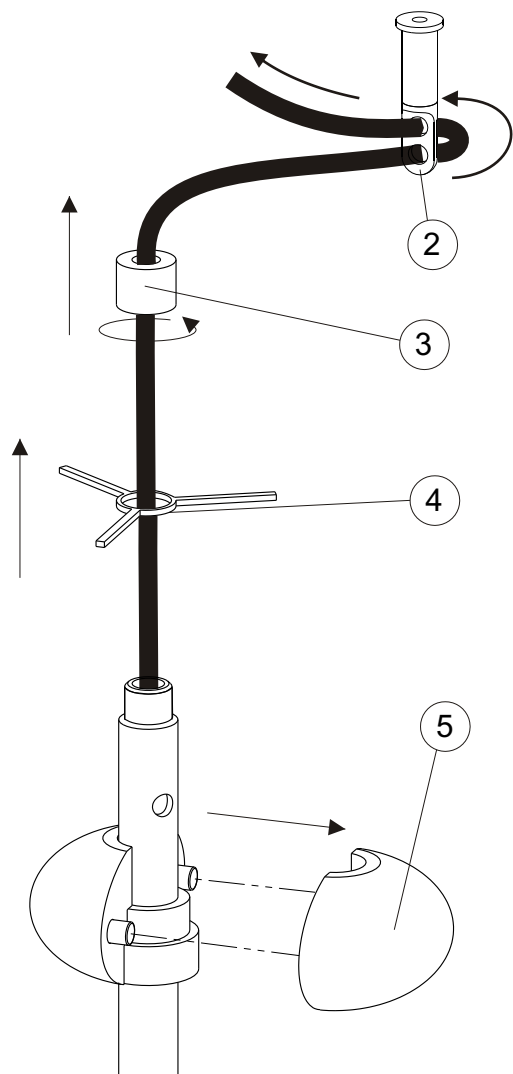
www.leucosusa.com



FOLLOW THE ASSEMBLY INSTRUCTIONS BY READING THE NUMERICAL PROGRESSION.  
 EXÉCUTER LES OPERATIONS DE MONTAGE, EN SUIVANT L'ORDRE DE NUMÉRATION PROGRESSIF.  
 EJECUTAR LAS OPERACIONES DEMONTAJE SIGUIENDO EL ORDEN NUMERICO PROGRESIVO.

 One installer  
 Assemble par une  
 personne

FLAT CANOPY	D1	D2
		
D3	D6	R3
		
R5	CONICAL CANOPY	
		



The safety and reliability are guaranteed only when installation instructions are properly followed. Please retain this instruction sheet for future reference.  
 La securite de cet appareil n'est pas garantie en cas de non-respect de ces instructions, qu'il est necessaire de conserver.  
 La seguridad del aparato se garantiza sólo utilizando de forma apropiada las siguientes instrucciones, por lo tanto es necesario conservarlas.